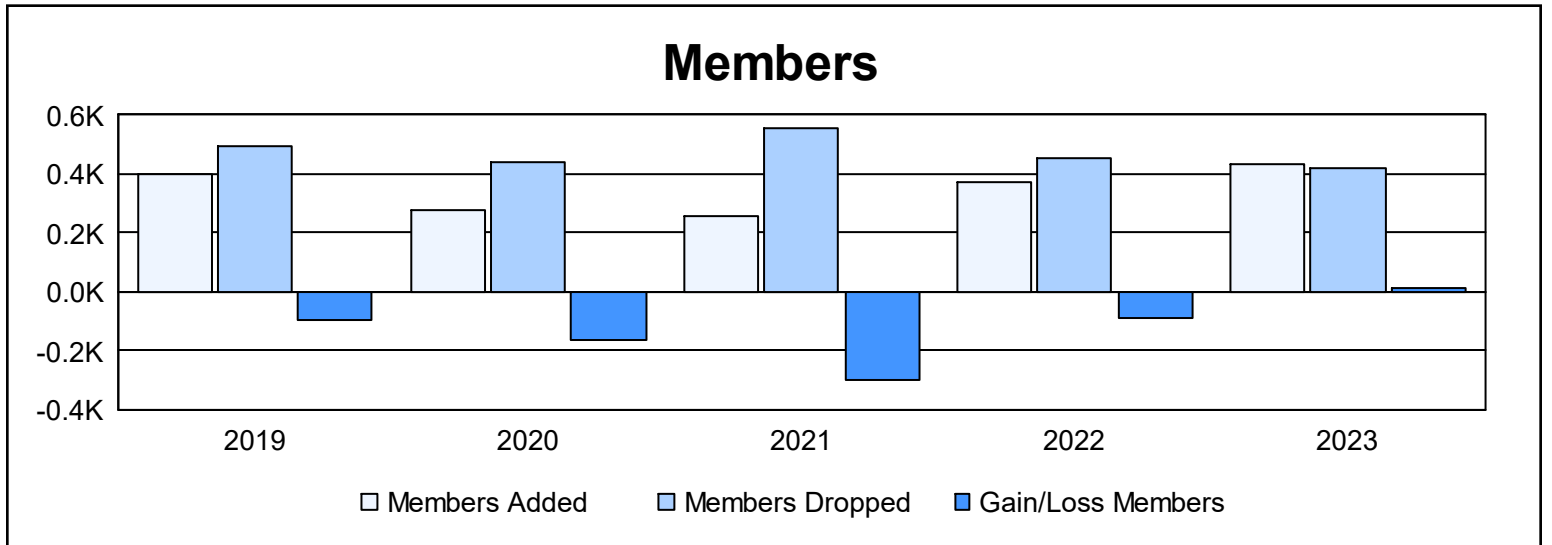
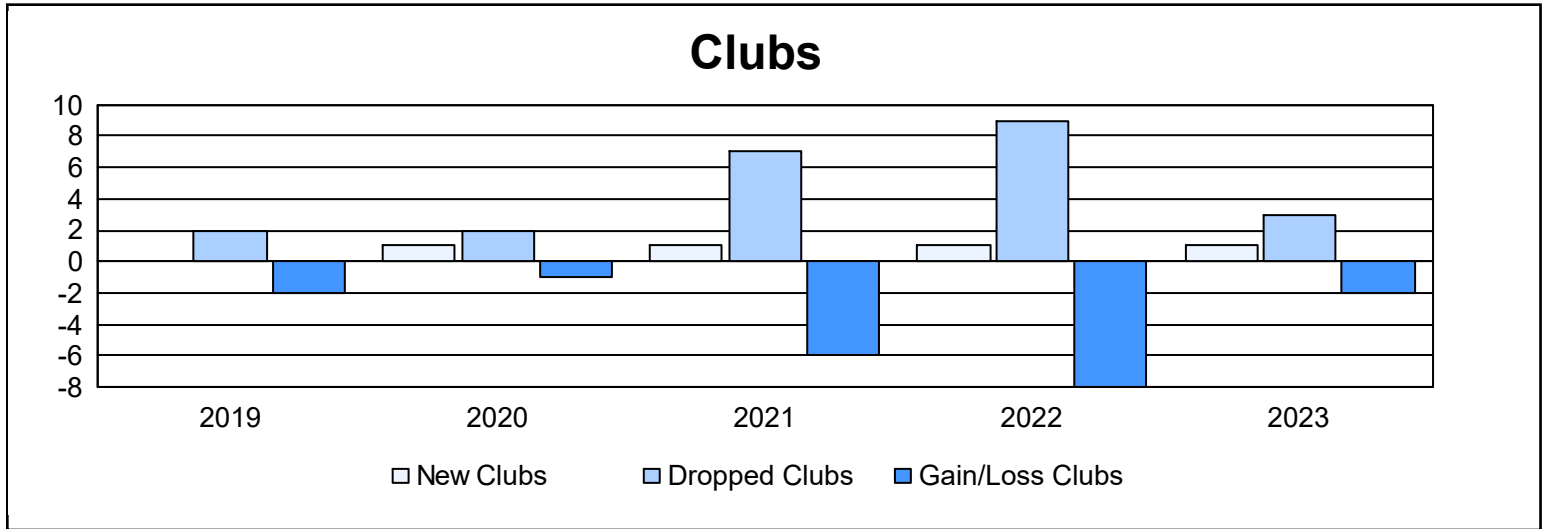


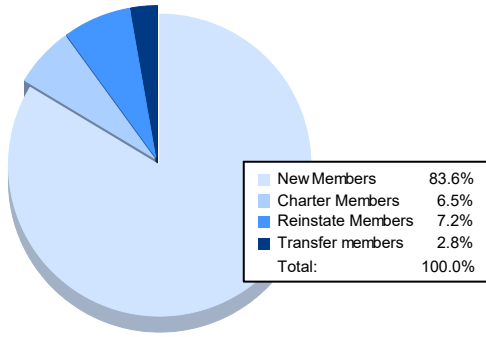
Multiple District 8

As of June 2023 Cumulative

| Year | New Clubs | Dropped Clubs | Gain/ Loss Clubs | New Members | Charter Members | Reinstate Members | Transfer Members | Total Member Added | Total Members Dropped | Gain/ Loss Members |
|----------------|-----------|---------------|------------------|-------------|-----------------|-------------------|------------------|--------------------|-----------------------|--------------------|
| 2018-2019 | 0 | 2 | -2 | 341 | 24 | 29 | 5 | 399 | 494 | -95 |
| 2019-2020 | 1 | 2 | -1 | 212 | 31 | 25 | 9 | 277 | 439 | -162 |
| 2020-2021 | 1 | 7 | -6 | 203 | 18 | 33 | 2 | 256 | 554 | -298 |
| 2021-2022 | 1 | 9 | -8 | 239 | 45 | 78 | 7 | 369 | 457 | -88 |
| 2022-2023 | 1 | 3 | -2 | 362 | 28 | 31 | 12 | 433 | 418 | 15 |
| Average | 1 | 5 | -4 | 271 | 29 | 39 | 7 | 347 | 472 | -126 |



Membership Composition June 2023 Cumulative



Gender Composition June 2023 Cumulative

